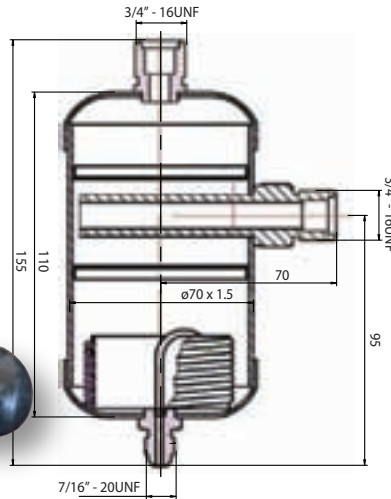




Uniola SERVICE BULLETIN

New Oil Separator, Fittings for Pressure Switches and Oil Return Ports

Oil Separator



New Uniola Oil Separator

Part no. 35401-000010 now has oring hose fittings (#8 - 3/4" 16UNF) for easier connection in the discharge line, and a male flare (7/16" 20UNF) for the oil return line.

Ideal for use with all Uniola compressors up to 200cc capacity, and has a rated capacity of 0.37 litres/minute at operating pressures of 0.2 ~ 0.3 MPa.

(See over leaf for further information on recommended use.)

Oil Separator Line Fittings & Adaptors



Part no. 42203-000160

Recommended for use with Uniola A Group compressors 45 – 170cc. Oil line connection is male flare (7/16" 20UNF).

Compressor connection is oring (M12 X 1.0) and can be fitted to the designated oil port or either of the compressor low side ports.



Part no. 42203-000210

Converts the standard Uniola 12mm compressor port (female M12 X 1.0) to 8mm (M8 X 1.0) which allows for use of alternative fittings on the compressor if required.



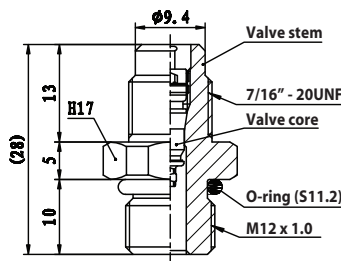
Part no. 13201-000010

Blanking plug which screws into any Uniola 12mm port on the compressor.

Fitting for Pressure Switches



Part no. 35401-00001



Fitting is 7/16" male flare and screws into all Uniola 12mm compressor ports. This allows for the direct installation of a variety of pressure switches to both the low and high side ports on the compressor.

Suitable for all Uniola compressors and has a Schrader valve fitted as standard.


Typical applications are illustrated below.



Compressor with LP/ HP switch fitted to high side of rear cap, and low side service port fitted to rear cap.



Compressor with LP switch fitted to low side of rear cap, and service port fitted to body.



Compressor fitted with LP pressure switch on low side of compressor body.



Unicla SERVICE BULLETIN

Some helpful information for Unicla compressor lubrication

Recommended Oil

Each Unicla compressor is fitted with specific oil. The following chart outlines the recommended selection of oil and refrigerant to common applications, however each compressor is labelled separately with the refrigerant and oil type to be used. Only this recommended refrigerant and oil should be used. Failure to comply with this may result in dramatically reduced oil circulation rates with subsequent starvation of the compressor. *Warranty is void if non-approved oils and refrigerants are used.*

Compressor Model	Refrigerant	Oil Type	Viscosity @40 °C	Viscosity @100 °C	Application	Low Side Saturation	Oil Separator
UC	R134a	Unicla Unidap 7	48.01	10.51	Airconditioning	> 0°C	Optional
UP and UX	R134a	Unicla Unidap 7	48.01	10.51	Airconditioning	> 0°C	Optional
	R134a	Unicla Unidap 6	65.5	9.3	Airconditioning	> 0°C	Optional
	R134a	Unicla Unidap 6	65.5	9.3	Airconditioning	> -10°C	Required
UPF	R404a	Unicla Unidap 3	32.5	5.8	Refrigeration	> -35°C	Required
	R404a	Unicla Unidap 3	32.5	5.8	Refrigeration	> -15°C	Required
UWX	R134a	Unicla Unidap 7	48.01	10.51	Airconditioning	> 0°C	Optional
	R134a	Unicla Unidap 6	65.5	9.3	Airconditioning	> 0°C	Optional

Oil Quantity

The correct amount of oil must be maintained in the compressor and system. Long hose runs and dual evaporator systems must have additional oil added to the system. Severe oil starvation problems may result from insufficient system oil being allowed.

To determine oil quantity required, Unicla recommends a calculation as a percentage of refrigerant charge as follows:

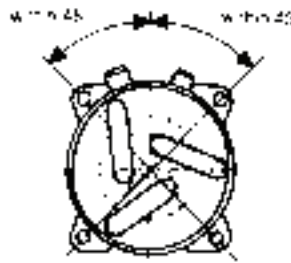
- **20% for Unicla A group compressors (90,120,150,170 series)** in standard applications.
- **30% for Unicla B group compressors (200,330,440,550 series)** in applications where suction and discharge lines exceed 6m in length.

Example:

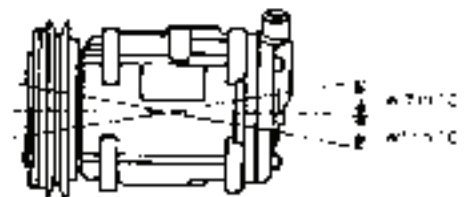
Calculate oil charge as 20% of refrigerant charge, 3 kg charge = 3000 g x 20% = 600 ml (cc) of oil. If fitting a UP200 compressor, then deduct the compressor initial oil charge to determine amount of oil to be added. Therefore 600 - 180 = 420cc oil to be added to system.

Mounting Angle

The compressor must be mounted in accordance with recommendations. *Maximum mount angles must not be exceeded.*



Mounting Angle



Matching Oil

The oil added to the system must be identical to the native oil already installed to the specific Unicla compressor as identified on the compressor label.

Oil Separators

Oil separators are strongly recommended in multiple evaporator systems due to oil circulation rate reduction and in systems where it is deemed the suction may go below zero, such as in high speed operation or as per the system applications mentioned in the chart above.

Recommended Alternatives for Unicla Lubricant	
Unicla Oil Type	Alternative
Unidap 3	POE 32
Unidap 6	POE 68
Unidap 7	PAG 46

Unicla International Limited.

Head Office: Unit 1209-1210, 12F Manhattan Centre, 8 Kwai Cheong Rd, Kwai Chung, N.T., Hong Kong. Phone: (852) 2422 0180 Fax: (852) 2422 0680
Email: sales@unicla.hk Website: www.unicla.hk

Australian Office: PO Box 10582 Southport BC QLD 4215 AUSTRALIA.
Phone: +617 5571 1986 Fax: +61 7 5528 6457

Distributed by: